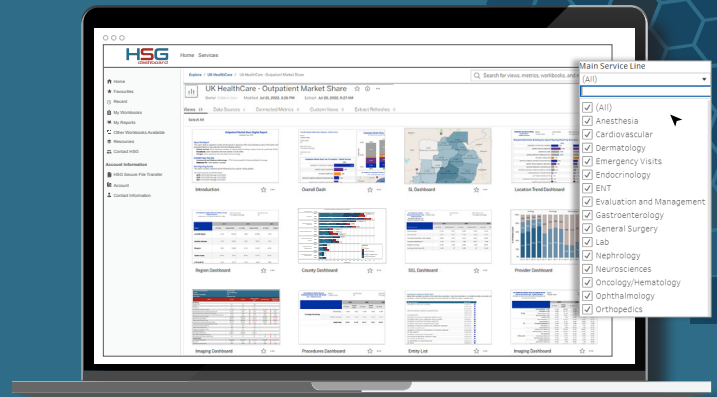


HSG Dashboard

Your Single Resource for Actionable Insights

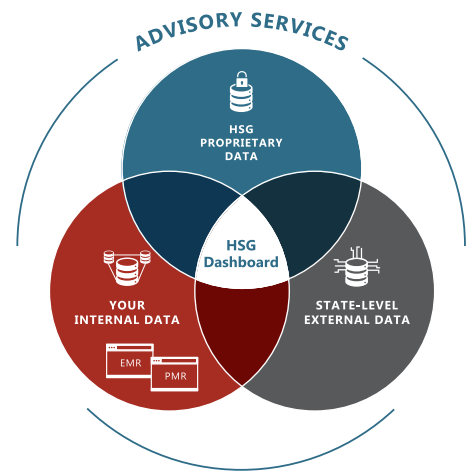
Access, visualize and analyze complex internal and external data sets to uncover new opportunities for strategic growth, improve operational efficiencies and decrease patient leakage.



All-in-one Reporting and Analysis

HSG Dashboard unifies HSG's proprietary All-Payer Claims Database, State-Level Inpatient, Outpatient and Emergency Department data, and internal client data in one comprehensive source.

Our hands-on strategic advisory approach assists you in answering questions about your markets and providers, allowing you to confidently identify incremental opportunities.

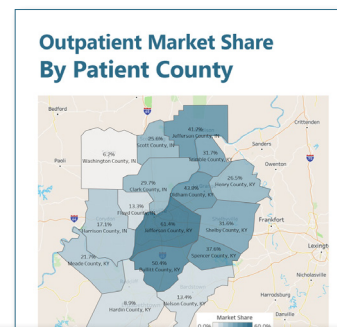


Dynamic Visualization and Insightful Analysis

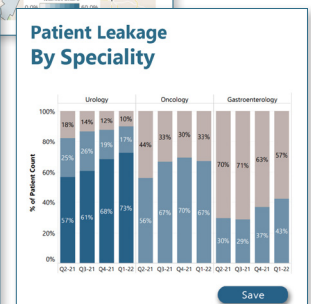
Eliminate data fatigue and save time by utilizing customizable, interactive reports housed within a series of Solutions that seamlessly integrate your key performance metrics.

Examples of Solutions include:

- HSG Outpatient and Ambulatory Market Share™
- HSG Outpatient & Ambulatory Market Share™: Competitor
- HSG Patient Share of Care™
- HSG State-Level Market Share
- HSG Provider Market Share™
- HSG Provider Supply & Demand
- HSG Market Demographics
- HSG Patient Flow™



Service Line and Sub-Service Lines	Reporting Period			
	Q3 2020	Q4 2020	Q1 2021	Q2 2021
Cardiovascular	22.2%	22.4%	23.1%	23.2%
Cardiology - Interventional	17.2%	17.6%	17.9%	17.7%
Cardiology - Non-Invasive	31.6%	32.4%	33.0%	33.6%
Cardiology - CV Surgery	27.0%	26.5%	26.9%	27.1%
Cardiology - Vascular Surgery	18.0%	19.1%	19.8%	20.4%
Cardiology - Electrophysiology	18.0%	18.5%	18.8%	19.3%
Cardiology - Imaging and Diagnostics	55.2%	56.5%	57.5%	58.1%



CORE SERVICES
 HSG Claims Data Analytics
 HSG Employed Provider Networks
 HSG Strategy
 HSG Compliance & Compensation

CONTACT US

DJ Sullivan, Chief Strategy Officer
 (502) 814-1198 | DJSullivan@HSGadvisors.com